



**NATIONAL  
FLOORING  
EQUIPMENT**

Made in America Since 1968

**2024**  
CATALOG

# DEAR VALUED BUSINESS PARTNERS AND FRIENDS,

Thank you for reviewing the 2024 National Flooring Equipment catalog. We take extreme pride in delivering the catalog each year because a little piece of us goes into every single page.

2023 was a year filled with internal investment. We started our lean manufacturing journey, released the Rogue walk-behind scraper, updated our plant layout, and created the NFE Toolbox. All four initiatives were forward thinking strategic investments focused on our core values with our business partners in mind. Our internal investments in 2023 didn't come without a few roadblocks and we sincerely thank you for your patience. You have my commitment that what we accomplished in 2023 will help all our businesses grow together into the future.


I would like to personally thank the internal and external teams that cross-collaborated on our big 4 initiatives in 2023. We listened to our partners and produced a machine that resets the way the industry looks at scraping. The Toolbox is an innovative tool that cuts down on time to order and is a personalized landing page that contains all things NFE. Also, a huge thank you to the teams that helped with lean and our manufacturing layout. Again, we listened to our external partners and made significant investments internally to streamline our American Made manufacturing process. We are proud of our accomplishments, and we vow to continue to listen to you in the future.

National is one of the last family-owned surface preparation manufacturers in the industry. We've named our customers, business partners because we consider our relationships sacred and to partner is to grow together. Being family owned means we can create long lasting, mutually beneficial business relationships. You can expect this personal approach from National in 2024 and beyond.

Enjoy the catalog. We look forward to seeing you at tradeshow and our 2024 training events. As always, if we can do anything for you, please do not hesitate to reach out to your National Flooring Equipment representative.

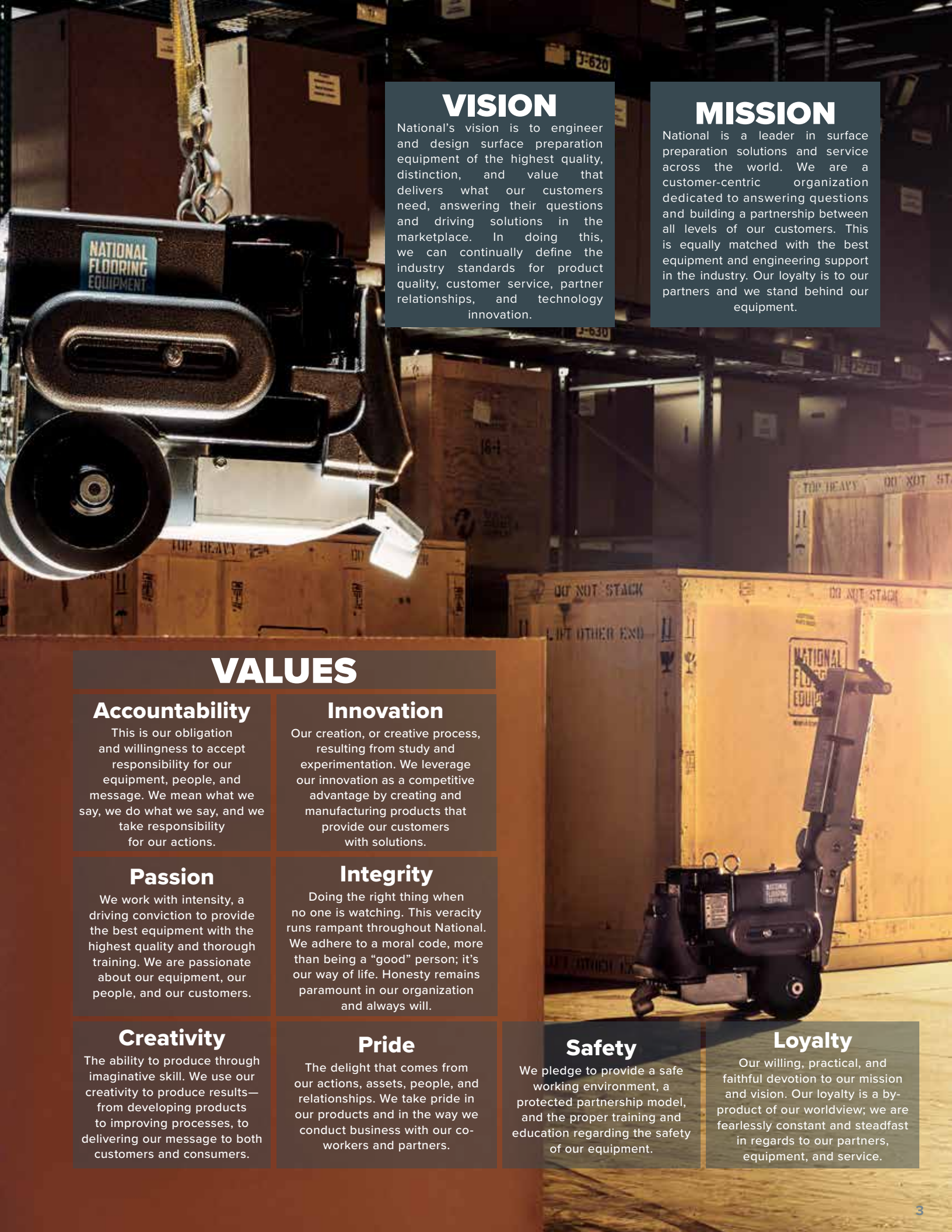
We sincerely appreciate your time and thank you for being part of the National family.

Jake Sinna



President





## VISION

National's vision is to engineer and design surface preparation equipment of the highest quality, distinction, and value that delivers what our customers need, answering their questions and driving solutions in the marketplace. In doing this, we can continually define the industry standards for product quality, customer service, partner relationships, and technology innovation.

## MISSION

National is a leader in surface preparation solutions and service across the world. We are a customer-centric organization dedicated to answering questions and building a partnership between all levels of our customers. This is equally matched with the best equipment and engineering support in the industry. Our loyalty is to our partners and we stand behind our equipment.

## VALUES

### Accountability

This is our obligation and willingness to accept responsibility for our equipment, people, and message. We mean what we say, we do what we say, and we take responsibility for our actions.

### Innovation

Our creation, or creative process, resulting from study and experimentation. We leverage our innovation as a competitive advantage by creating and manufacturing products that provide our customers with solutions.

### Passion

We work with intensity, a driving conviction to provide the best equipment with the highest quality and thorough training. We are passionate about our equipment, our people, and our customers.

### Integrity

Doing the right thing when no one is watching. This veracity runs rampant throughout National. We adhere to a moral code, more than being a "good" person; it's our way of life. Honesty remains paramount in our organization and always will.

### Creativity

The ability to produce through imaginative skill. We use our creativity to produce results—from developing products to improving processes, to delivering our message to both customers and consumers.

### Pride

The delight that comes from our actions, assets, people, and relationships. We take pride in our products and in the way we conduct business with our co-workers and partners.

### Safety

We pledge to provide a safe working environment, a protected partnership model, and the proper training and education regarding the safety of our equipment.

### Loyalty

Our willing, practical, and faithful devotion to our mission and vision. Our loyalty is a by-product of our worldview; we are fearlessly constant and steadfast in regards to our partners, equipment, and service.

# TABLE OF CONTENTS

**5** | WALK-BEHIND SCRAPERS

**11** | RIDE-ON SCRAPERS

**22** | SHANK AND BLADES

**26** | GRINDERS AND POLISHERS

**36** | HANDHELD GRINDERS

**38** | SHOT BLASTERS

**43** | SCARIFIERS

**46** | DUST COLLECTORS

**50** | CARPET PULLERS

# TROLLEY

## POWER HAMMER TROLLEY



### Trolley Specifications

Width	19"	48 cm
Height	44"	111.8 cm
Length	24"	61 cm
Weight	99 lb	45 kg

*\*All measurements reflect the folded dimensions of the Trolley. Power hammer not included.*

TROLLEY : fits Hilti TE1000 and Hilti TE1500 and Bosch 11335K

### SAFETY

**A.** Safety emergency switch

### PERFORMANCE

**B.** Specially designed shock absorbing grips for increased operator comfort

**C.** Easy-to-reach knob for quick adjustments of the operator's handle

### COMFORT

**D.** Adjustable knob creates 5 different angles to change the height of the tool without impacting the height of the handle

**E.** Large, solid tires wear well, perform consistently over rough surfaces, and won't lose pressure

**F.** Rugged steel frame is durable and built to last

**Give your hands and back a break and let the Power Hammer Trolley make you faster, more efficient, and productive. This machine works as a floor stripper and scraper on concrete and wood surfaces. Great for removal of epoxy, ceramic tile, vinyl, VCT, cork, adhesives, mastic, and more. The Power Hammer Trolley is perfect for rock breaking and block demolition. Hammer sold separately.**



The 550 is ideal for residential work and tight, confined spaces on commercial jobs. The accelerated RPM orbital cutting action delivers an efficient and operator-friendly machine. With decibel ratings under industry and safety standards, this machine is a must-have.

# 550

## WALK-BEHIND SCRAPER

### 550 Specifications

Power Supply	Electric	
Width	17.75"	45 cm
Max. Height	42.5"	108 cm
Height (without handle)	21"	53 cm
Max. Length	32.5"	83 cm
Weight	123 lb	55.8 kg
Removable Weight	44 lb	20 kg
Weight (machine only)	79 lb	35.8 kg
Speed	Manual	
RPM	1725	1425
Voltage	115	230
Frequency	60 Hz	50 Hz
HP	1	.746 kW
Amps (full load)	14	7
Noise Emission	73 dB	

### SAFETY

**A.** Kickplate/footbar provides additional leverage to glide through material and reduce back stress

### PERFORMANCE

**B.** Adjustable height and removable handle; easily condenses for transport in any size vehicle

### COMFORT

**C.** 1 HP motor powers through tough applications

**D.** Removable front weight provides additional down pressure and facilitates easy loading/unloading

**E.** Orbital cutting action rotates the blade to cut through a range of materials over various substrates; extends life cycle of machine while reducing maintenance costs

## RECOMMENDED ACCESSORIES

### 6280-505

- Blade holder rotates to allow continuous contact with the floor

### 6280-500

- Blade holder is specifically for razor blades

## INCLUDED WITH THE 550

- Kit 5170 includes:
  - 147 4" x 6" blade
  - 6285 3" x 6" Heavy-duty blade
  - 7050-202 3" x 10" Premium High Tempered Blade
  - 6265-BD 90° Self-Scoring Blade 3" x 8" x .094"

- 551 Angle Shank Holder
- 552 2" x 4" Angle Shank
- 5280-137W: 6mm T-Handle Wrench
- One-year manufacturer's warranty on parts and labor





# 5280

## WALK-BEHIND SCRAPER

### 5280 Specifications

Power Supply	Electric	
Width	17"	43 cm
Height	39"	99 cm
Length	27"	69 cm
Weight	263 lbs	119 kg
Removable Weight	37 lb front, 49 lb saddle	16.8 kg front, 22.2 kg saddle
Weight (machine only)	177 lb	80.3 kg
Speed	12-50 ft/min	3.7-15.2 m/min
RPM	1725	1425
Voltage	115	230
Frequency	60 Hz	50 Hz
HP	1	.746 kW
Amps (full load)	12	6.7
Noise Emissions	77 dB	

Meets the requirements of the Machine Directive 2006/42/EC and EMC Directive 2004/18/EC. It is CE marked.

### SAFETY

- A. Tie-down/lifting bail

### PERFORMANCE

- B. Forward self-propelled control

### COMFORT

- C. Variable speed, 12 to 50 feet per minute
- D. Self-contained, limited-maintenance hydraulic fluid
- E. Removable 49-pound saddle weight helps increase or decrease down pressure and traction
- F. Orbital action rotates the cutting blade to cut through a range of materials over various substrates; extends life cycle of machine while reducing maintenance costs

### RECOMMENDED ACCESSORIES

#### 6280-505

- Blade holder rotates to allow continuous contact with the floor

#### 6280-500

- Blade holder is specifically for razor blades

**This hydraulically driven, forward self-propelled scraper removes the worst of today's soft goods, such as glued-down floors, gummy commercial carpet, VCT, sheet vinyl, rubber tile, linoleum, indoor and outdoor sport surfaces, roofing material, and more. The ergonomic features of this machine reduce operator fatigue while optimizing time and labor savings. The compact design makes it ideal for use in tight spaces.**

### INCLUDED WITH THE 5280

- 148 - 5" x 6" blade
- 5280-137W: 6mm T-handle wrench
- One-year manufacturer's warranty on parts and labor



# 6280 Commander

## WALK-BEHIND SCRAPER

The Commander removes the worst of today's soft goods, such as glued-down floors, gummy commercial carpet, VCT, sheet vinyl, rubber tile, linoleum, indoor and outdoor sport surfaces, roofing material, and more.

### 6280 Specifications

Power Supply	Electric	
Width	17.75"	45 cm
Max. Height	46"	117 cm
Height (handle folded)	30"	76 cm
Max. Length	51"	130 cm
Length (handle folded)	29"	74 cm
Weight	425 lb	192.8 kg
Removable Weight	47 lb front, 43 lb side	21.3 kg front, 19.5 kg side
Weight (machine only)	335 lb	152 kg
Speed	10-45 ft/min	3.0-13.7 m/min.
RPM	3450/2875	
Voltage	115	230
Frequency	60 Hz	50 Hz
HP	1.5	1.12 kW
Amps (full load)	13	7.5
Noise Emission	79 dB	
Meets the requirements of the Machine Directive 2006/42/EC and EMC Directive 2004/108/EC. It is CE marked.		

### SAFETY

- A.** Front-weight design better deflects loose material away from machine during use
- B.** Tie-down/lifting bail

### COMFORT

- C.** Ergonomically designed, adjustable-position hand grips; hydraulic self-propelled forward and reverse; variable speed, manual drive system for throttle/speed control and smooth transitions.
- D.** Six handle positions for work under counters and other confined areas; collapses to save space during transport and storage.

### PERFORMANCE

- E.** Secure-mount side slide weights adjust head pressure; slide the weights back to increase weight over drive wheels.
- F.** Adjustable wheel scrapers on siped wheels improve traction over smooth surfaces.
- G.** Orbital action rotates the cutting blade through a range of materials and extends life cycle of the machine
- H.** Transport-wheel rack hanger on back of handle

## RECOMMENDED ACCESSORIES

### 6280-505

- Blade holder rotates to allow continuous contact with the floor

### 6280-500

- Blade holder is specifically for razor blade

## INCLUDED WITH THE 6280

- 6280-299 front wheel assembly
- 148 5" x 6" blade
- 6280-401B 6mm T-handle wrench
- One-year manufacturer's warranty on parts and labor







# 6280HD Gladiator®

## HYDRAULIC WALK-BEHIND SCRAPER

The Gladiator removes the worst of today's hard and soft goods, such as ceramic tile, wood floors, thin-set, sheet vinyl, linoleum, and more. Its compact design makes it ideal for use in confined spaces, while the side slide weights add extra head pressure when forward and improved traction when moved over the back wheels.

### 6280HD Specifications

Power Supply	Electric	
Width	17.75"	45 cm
Max. Height	46.75"	119 cm
Height (handle folded)	30"	76 cm
Max. Length	49.5"	126 cm
Length (handle folded)	29.5"	75 cm
Weight	490 lb	222.3 kg
Removable Weight	78 lb front, 43 lb side	35.4 kg front, 19.5 kg side
Weight (machine only)	369 lb	167.4 kg
Speed	up to 30 ft/min	9.1 m / min
RPM	1725	1425
Voltage	115	230
Frequency	60 Hz	50 Hz
HP	1.5	1.12 kW
Amps (full load)	14.7	10.5
Noise Emission	77 dB	

Meets the requirements of the Machine Directive 2006/42/EC and EMC Directive 2004/108/EC. It is CE marked

### SAFETY

- A. Rounded front-weight design better deflects loose material away from machine during use
- B. Tie down/lifting bails

### COMFORT

- C. Adjustable-position hand grips, hydraulic self-propelled forward and reverse, and variable speed.
- D. Six handle positions for work under racks and in other confined areas; collapses to save space during transport and storage

### PERFORMANCE

- E. Secure-mount side slide weights adjust scraper-head pressure; extra head pressure when forward and improved traction when moved over the back wheels
- F. Adjustable, self-cleaning, siped wheels for improved traction over smooth or slippery surfaces; clip-pin removal allows for easy nonpowered maneuvering
- G. Motor equipped with thermal-overload-protection circuit breaker that protects against strain or electrical overload
- H. Orbital action rotates the cutting blade to cut through material and extends life cycle of machine while reducing maintenance costs
- I. Design incorporates nine isolators for the toughest jobs

### INCLUDED WITH THE 6280HD

- Kit 5174 includes :
  - 6265-BD: 90 degree, 3" x 8" x .094"
  - 8" self-scoring, bevel down
  - 6276-BU: 45 degree, 3" x 10" self-scoring, bevel up
  - 7050-200: 3" x 6" premium blade
  - 7281-1: 1" x 6" angle shank w/ carbide tip
  - 7280-2C: 30-degree angle attachment

- 7280-4: retainer cap assembly
- 7280-6: 6" blade holder
- One-year manufacturer's warranty on parts and labor
- 6280HD-250 Transport Wheel Assembly
- 6280HD
- 6280-401B 6mm T-handle wrench



# ROGUE®

## ELECTRIC WALK-BEHIND SCRAPER

### ROGUE Specifications

Power Supply	Electric	
Max. Width	22.1"	56 cm
Width (weights forward)	19.4"	49 cm
Max. Height	45.3"	115 cm
Height (handle folded)	25.3"	64 cm
Max. Length	56.8"	114 cm
Length (handle folded)	41.4"	105 cm
Weight	466 lbs	211.4 kg
Removable Weight	177 lbs	80.3 kg
Weight (machine only)	289 lbs	131.1 kg
Speed	3 - 150 ft/min	0.9 - 45.7 m/min
RPM	600-2200 RPM	
Voltage	120 V	
Frequency	60 Hz	
HP	Drive Motor - 1/3 hp (x2) Orbital Motor - 3/4 hp	
Amps (full load)	15 A	

### FRONT END

- Adjustable orbital speed from 0 - 1900 RPMs.
- Quick change tooling holder provides transitions with the click of a button.

### CONTROLS

- Two thumb controls allow responsive, precision steering with very little input from the operator.
- A simple toggle infinitely switches blade pitch and angle.

### OPERATION

- Built-in wheel de-coupler puts your machine into transport mode with no loose parts.
- Forward and reverse wheel scrapers.
- Front, middle, and side weights are removable and positionable.
- This modular machine is designed to be pulled apart and transported with ease.

### INCLUDED WITH ROGUE

Kit 5177 Includes:

- 7050-200 Premium High Tempered Blade 3" x 6" x .062"
- 7280-6GV 6" Blade Holder, Grooved
- 7082-8GV Wood Floor Shank 2.5" x 8", Grooved
- 7281-1GV Angle Shank w/ Carbide Tip 1" x 6", Grooved

### RECOMMENDED ACCESSORIES

- **407469** - Side slide weight, screw, and label

\*Rogue can hold up to 3 slide weights per side. Machine comes with 2.



**“What this machine can do will really change the way the game is played.”**

**RICK | PRESIDENT**  
**BOTTOM ZUPP FLOOR REMOVAL**

# 4230

## RIDE-ON SCRAPER

### 4230 Specifications

Power Supply	Electric	
Width	24.5"	62.2 cm
Height	49"	124.5 cm
Length	63"	160 cm
Weight	1,543 lb	699.9 kg
Removable Weight	455 lb	206.4kg
Weight (machine only)	1,088 lb	493.5 kg
Speed	up to 71 ft/min	up to 21.6 m/min
Voltage	230 V	
Frequency	50 Hz	
HP	(2) 1.5 HP motors	



### SAFETY

- A.** Automatic kill switch is triggered when the operator seat is vacant
- B.** Larger/deepened forklift pockets
- C.** E-stop switch for safety

### COMFORT

- D.** Ergonomic design includes movable foot pegs and padded seat that allows for optimal operator comfort and the best possible line of sight

### PERFORMANCE

- E.** Precise hydraulic steering for maneuvering in tight spaces, zero turn radius, and continuous torque for higher removal rates and greater productivity
- F.** Quick-change swivel head
- G.** Extra weight compartments
- H.** Nonmarking tires
- I.** Front caster wheels allow increased maneuverability in tight spaces
- J.** Work light for improved jobsite visibility

The 4230 is an electric ride-on floor scraper, specifically designed for our European customers. With no belts or gears, this scraper boasts low maintenance costs while maximizing production, maneuverability, and ease of transport.

### INCLUDED WITH THE 4230

- Kit 5175 includes:
  - 6277-BU: 45 degree, 3" x 12" self-scoring, bevel up
  - 6284: 3" x 12" heavy-duty blade
  - 7050-12: 12" blade holder
  - 7079-2: 2" x 6" angle shank w/ carbide tip

- 5110-100: Transport Wheels
- 402929: 3/4 x 1-1/8 Wrench



# 2900

## RIDE-ON SCRAPER



### SAFETY

- A. Automatic kill switch is triggered when the operator seat is vacant
- B. E-stop knob for safety
- C. Larger/deepened forklift pockets
- D. Flip-up hood system for easy-access maintenance

### COMFORT

- E. Ergonomic design includes movable foot pegs, taller handle, and padded seat that allows for optimal operator comfort and the best possible line of sight

### PERFORMANCE

- F. Hydraulic steering for maneuvering in tight spaces, zero turn radius, and continuous torque for higher removal rates and greater productivity
- G. Quick-change swivel head
- H. Optional dual-lift, hydraulic slide plate adjusts blade pitch and angle for continuous contact with the floor
- I. Nonmarking tires
- J. AGM (Absorbed Glass Mat) batteries provide 100 percent power, speed, and torque for 90 percent of the batteries' run cycle
- K. Compact design fits through standard door frames and elevator doors
- L. Front debris deflector protects machine from loose material
- M. Front caster wheels allow increased maneuverability in tight spaces

### INCLUDED WITH THE 2900

- Kit 5176 include:
  - 6277-BU: 45 degree, 3" x 12" self-scoring, bevel up
  - 6284: 3" x 12" heavy-duty blade
  - 7050-12: 12" blade holder
- 5110-100: Transport wheels
- 402929: 3/4 x 1-1/8 Wrench
- 73507-1: 7ft extension cord
- One-year manufacturer's warranty on parts and labor

Designed specifically for high-speed soft goods removal, this machine is a durable, emission-free, budget-conscious workhorse. The 2900 will remove VCT and other soft and hard goods quickly and efficiently for time sensitive applications.

#### 2900DL Specifications

Length*	60"	152.4 cm
Weight	1,863 lb	845 kg
Removable Weight	260 lb	117.9 kg
Weight (machine only)	1,603 lb	727.1 kg

#### 2900 Specifications

Power Supply	Battery	
Width*	24.5"	62 cm
Height	46.5"	126 cm
Length*	55"	140 cm
Weight	1,728 lb	783.8 kg
Removable Weight	260 lb	117.9 kg
Weight (machine only)	1,468 lb	665.9 kg
Speed	up to 160 ft/min	up to 48.8 m/min
Voltage	115	230
Frequency	60 Hz	50Hz



# 5200QL

## RIDE-ON SCRAPER

The 5200QL is designed for jobs that require continuous operation, and it offers the only slide-out replaceable battery in the industry with a rear-accessed battery pack that is easily installed, changed, and transported. With no belts or gears, this scraper boasts low maintenance costs while maximizing production. Great for commercial surface removal and preparation it is quiet and compact enough for residential jobs.



### INCLUDED WITH THE 5200QL

- Kit 5175 includes:
  - 6277-BU: 45 degree, 3" x 12" self-scoring, bevel up
  - 6284: 3" x 12" heavy-duty blade
  - 7050-12: 12" blade holder
  - 7079-2: 2" x 6" angle shank w/ carbide tip
- 5110-100: Transport Wheels
- 402929: 3/4 x 1-1/8 Wrench
- 5200QL-500: Quick-load battery cart
- One-year manufacturer's warranty on parts and labor

5200QL Specifications		
Power Supply	Battery, 48V	
Width*	24.75"	63 cm
Height	46.5"	119 cm
Length*	57"	145 cm
Weight	1,898 lb	860.9 kg
Removable Weight	455 lbs	206.4
Weight (machine only)	1,443 lb	654.5 kg
Speed	up to 120 ft/min	up to 36.6 m/min
Voltage	115	100V
Frequency	60 Hz	50/60 Hz

### SAFETY

- A.** Automatic kill switch triggered when the operator seat is vacant.
- B.** E-stop knob for safety

### COMFORT

- C.** Ergonomic design includes movable foot pegs and padded seat that allows for optimal operator comfort and the best possible line of sight.

### PERFORMANCE

- D.** Precise hydraulic steering for maneuvering in tight spaces, zero turn radius
- E.** Quick-change swivel head
- F.** Extra weight compartments
- G.** Larger/deepened forklift pockets
- H.** Nonmarking tires
- I.** Trailer hitch
- J.** Flip-up back lid for quick and easy battery changing
- K.** Front debris deflector protects machine from loose material
- L.** Front caster wheels allow increased maneuverability in tight spaces

**THIS IS A SPECIAL ORDER MACHINE.** Please contact your territory manager or our customer service department for more information and lead times.

Additional carts, power packs and chargers are available for purchase if you require longer run times.



### BATTERY CHARGER

Exclusively designed to work with the 5200QL. This high-performance battery charger is for use in demanding applications where optimal performance and service life are critical. It provides a complete charge in a short amount of time and works specifically with the 5204 power pack. Its 48-volt charger runs on 115-volt power

- 5212: 48 V, 60 Hz, 115 V
- 404062: 48 V, 50 to 60 Hz, 100 V (for Japan Only)



### 5204 BATTERY POWER PACK

Designed for high vibration and shock load, this battery pack makes the 5200QL a true "cordless" machine. The removable 75-amp hour batteries can be changed so there is no need for downtime while recharging.



# 5000

## RIDE-ON SCRAPER

### 5000 Specifications

Power Supply	Battery 48V	
Width*	24.5"	62 cm
Height*	48"	121.9 cm
Length*	63"	160 cm
Weight*	2,103 lb	953.9 kg
Removable Weight	455 lb	206.4 kg
Weight (Machine Only)	1,648 lb	747.5 kg
Speed	up to 160 ft/min	up to 48.8 m/min
Voltage & Frequency	115V/60Hz	230V/50Hz

### SAFETY

- A.** E-stop knob for on-the-job safety
- B.** Auto-stop feature kills machine when operator is not in seat

### COMFORT

- C.** Adjustable arm rests, seat and foot pegs for a balanced, comfortable ride

### PERFORMANCE

- D.** Front debris deflector protects the machine from loose material
- E.** Dual-lift hydraulic slide plate adjusts blade pitch and angle for continuous contact with the floor
- F.** Six AGM (Absorbed Glass Mat) 200-amp batteries
- G.** Quick-change swivel head blade holder
- H.** Precise hydraulic steering for maneuvering in tight spaces, zero turn radius, and continuous torque for higher removal rates and greater productivity
- I.** Compact design fits through door frames and elevator doors; removing the weights allows the 5000 to meet the maximum standard elevator weight restrictions
- J.** LED light for increased visibility on the jobsite
- K.** IEC 320 - universal plug allows replacement charger cords to be supplied from any country

**The 5000 is a compact, ride-on floor scraper designed with a low-profile frame that increases ease of transport and maneuverability on the job.**

### INCLUDED WITH THE 5000

- Kit 5176 includes:
  - 6277-BU: 45 degree, 3" x 12" self-scoring, bevel up
  - 6284: 3" x 12" heavy-duty blade
  - 7050-12: 12" blade holder
- 5110-100: Transport Wheels
- 402929: 3/4 x 1-1/8 Wrench
- One-year manufacturer's warranty on parts and labor



# 5700<sup>®</sup>

## RIDE-ON SCRAPER



### 5700 Specifications

Power Supply	Battery	
Width*	24.5"	62 cm
Height	50"	127 cm
Length*	58"	147.32 cm
Weight	2,273 lb	1,031 kg
Removable Weight	185 lb front	83.9 kg front
Weight (machine only)	2,088 lb	947.1 kg
Speed	Up to 120 ft/min 160 ft/min for HS	up to 36.6 m/min 48.8 m/min for HS
Voltage	115	230
Frequency	60 Hz	50 Hz

### 5700DL Specifications

Length*	63"	160 cm
Weight	2,383 lb	1,080.9 kg
Removable Weight	185 lb front	83.9 kg front
Weight (machine only)	2,198 lb	997 kg

### SAFETY

- A. Automatic kill switch is triggered when the operator seat is vacant
- B. Larger/deepened forklift pockets
- C. E-stop knob for safety

### COMFORT

- D. Ergonomic design includes movable foot pegs, taller handles, and an adjustable seat
- E. Hinged hood system for easy access maintenance

### PERFORMANCE

- F. Precise hydraulic steering for maneuvering in tight spaces, zero turn radius
- G. Quick-change swivel head blade holder
- H. Optional dual-lift, hydraulic slide plate adjusts blade pitch and angle for continuous contact with the floor
- I. Nonmarking tires
- J. Twelve AGM 180-amp hour batteries provide 100 percent power, speed, and torque for 90 percent of the batteries' run cycle
- K. Compact design fits through standard door frames and elevator doors
- L. Front caster wheels allow increased maneuverability in tight spaces
- M. LED light for increased visibility

**Special Note:** the 5700 can be ordered with lifting arms, to make jobsite maneuvering easier.

5700 is available with or without the Dual Lift. The Dual Lift feature adds operator controls for adjusting blade pitch and angle while remaining seated.

## INCLUDED WITH THE 5700

- Kit 5175 includes:
  - 6277-BU: 45 degree, 3" x 12" self-scoring, bevel up
  - 6284: 3" x 12" heavy-duty blade
  - 7050-12: 12" blade holder
  - 7079-2: 2" x 6" angle shank w/ carbide tip
- 5110-100: Transport Wheels
- 402929: 3/4 x 1-1/8 Wrench
- 73507-1: 7 ft extension cord
- One-year manufacturer's warranty on parts and labor



# 7700

## RIDE-ON SCRAPER

### 7700 Specifications

Power Supply	Battery	
Width*	29.5"	74.93 cm
Height	50"	127 cm
Length*	63"	160 cm
Weight	2,733 lb	1,239.7 kg
Removable Weight	185 lb front	83.9 kg front
Weight (machine only)	2,548 lb	1,155.8 kg
Speed	up to 200 ft/min	up to 61 m/min
Voltage	115	230
Frequency	60 Hz	50 Hz



### SAFETY

- A. Automatic kill switch is triggered when the operator seat is vacant
- B. E-stop knob for safety
- C. Larger/deepened forklift pockets
- D. Front debris deflector protects machine from loose material

### COMFORT

- E. Ergonomic design includes movable footpegs, taller handles, and an adjustable seat that allows for optimal operator comfort and the best possible line of sight.
- F. Hinged hood system for easy-access maintenance

### PERFORMANCE

- G. Precise hydraulic steering for maneuvering in tight spaces, zero turn radius, and continuous torque for higher removal rates and greater productivity
- H. Quick-change swivel head blade holder
- I. Dual-lift, hydraulic slide plate adjusts blade pitch and angle for continuous contact with the floor; standard on the 7700
- J. Nonmarking tires
- K. AGM (Absorbed Glass Mat) batteries provide 100 percent power, speed, and torque for 90 percent of the batteries' run cycle
- L. Compact design fits through standard door frames and elevator doors
- M. Heavy-duty 3000 PSI wheel motors
- N. Front caster wheels allow increased maneuverability in tight spaces
- O. LED light for increased visibility on the jobsite

**Powered by 12 200-amp hour batteries that exceed the industry standard, this machine is everything you need it to be. Bigger, heavier, and faster than the 5700, it is designed to remove difficult material and built to operate on almost any jobsite.**

### INCLUDED WITH THE 7700

- Kit 5175 includes:
  - 6277-BU: 45 degree, 3" x 12" self-scoring, bevel up
  - 6284: 3" x 12" heavy-duty blade
  - 7050-12: 12" blade holder
  - 7079-2: 2" x 6" angle shank w/ carbide tip
- 5110-100: Transport Wheels
- 402929: 3/4 x 1-1/8 Wrench
- 73507-1: 7ft extension cord
- One-year manufacturer's warranty on parts and labor





# 5625

## RIDE-ON SCRAPER



### 5625 Specifications

Power Supply	Propane	
Width*	26"	66 cm
Height	51"	129.5 cm
Length	58"	147 cm
Weight**	1,868 lb	847.3 kg
Removable Weight	455 lbs	206.4 kg
Weight (machine only)	1,413 lb	640.9 kg
Speed	up to 200 ft/min	up to 61 m/min
HP	25	18.6 kW

### 5625DL Specifications

Length*	63"	160 cm
Weight**	1,968 lb	892.7 kg
Removable weight	455 lbs	206.4 kg
Weight (machine only)	1,513 lb	686.3 kg

### SAFETY

- A.** Automatic kill switch is triggered when the operator seat is vacant
- B.** Liquid-cooled Kawasaki engine is engineered with National's exclusive catalytic design for the industry's lowest emissions!

### COMFORT

- C.** Ergonomic design includes movable foot pegs, taller handles, and an adjustable seat and armrests that allow for optimal operator comfort and the best possible line of sight
- D.** Hinged hood system for easy-access maintenance

### PERFORMANCE

- E.** Precise hydraulic steering for maneuvering in tight spaces, zero turn radius, and continuous torque for higher removal rates and greater productivity
- F.** Quick-change swivel head blade holder
- G.** Optional dual-lift, hydraulic slide plate adjusts blade pitch and angle for continuous contact with the floor
- H.** Larger/deepened forklift pockets
- I.** Nonmarking tires
- J.** Improved exhaust system meets federal OSHA regulations
- K.** Front caster wheels allow increased maneuverability in tight spaces
- L.** LED light for increased visibility on the jobsite

5625 is available with or without the Dual Lift. The Dual Lift feature adds operator controls for adjusting blade pitch and angle while remaining seated.

### INCLUDED WITH THE 5625

- Kit 5175 includes:
  - 6277-BU: 45 degree, 3" x 12" self-scoring, bevel up
  - 6284: 3" x 12" heavy-duty blade
  - 7050-12: 12" blade holder
  - 7079-2: 2" x 6" angle shank w/ carbide tip

- 5110-100: Transport Wheels
- 402929: 3/4 x 1-1/8 Wrench
- 402139: Propane Tank (1)
- 75007: CO detector (2)
- 75008: Clip (2)
- One-year manufacturer's warranty on parts and labor



# 8000

## RIDE-ON SCRAPER



### 8000 Specifications

Power Supply	Propane	
Width*	30"	76 cm
Height	65.5"	166 cm
Length	63"	160 cm
Weight**	2,963 lb	1344 kg
Removable Weight	1,043 lb	473.1 kg
Weight (machine only)	1,920 lb	870.9 kg
Speed	up to 200 ft/min	up to 61 m/min
HP	25	18.6 kW

### SAFETY

- A. Automatic kill switch is triggered when the operator seat is vacant
- B. Larger/deepened forklift pockets
- C. Liquid-cooled Kawasaki engine is re-engineered with National's exclusive catalytic design for the industry's lowest emissions
- D. Front debris deflector protects machine from loose material

### COMFORT

- E. Ergonomic design includes movable foot pegs, taller handles, and an adjustable seat that allows for optimal operator comfort and the best possible line of sight
- F. Hinged hood system for easy-access maintenance

### PERFORMANCE

- G. Precise hydraulic steering for maneuvering in tight spaces, zero turn radius, and continuous torque for higher removal rates and greater productivity
- H. Quick-change swivel head blade holder
- I. Dual-lift, hydraulic slide plate adjusts blade pitch and angle for continuous contact with the floor; standard on every 8000; this also adds on additional 150+ pounds of down pressure on the cutting head
- J. 21-inch nonmarking tires
- K. Compact design fits through standard door frames and elevator doors
- L. Hydraulic brake system automatically engages when the machine is in the off position
- M. Front caster wheels allow increased maneuverability in tight spaces
- N. Improved exhaust system meets federal OSHA regulations
- O. LED light for increased visibility on the jobsite

**This 2,989-pound scraper rivals other manufacturers' heavier machines. Different from scrapers that are powered using a hydrostat driver system, the 8000 offers the speed and power of propane while also combining patented carbide angle-shank technology with the added efficiency of dual-lift hydraulic slide plates. Consistent torque sets the operational standard for high removal rates, and each machine undergoes a rigorous quality assurance program including emissions certification.**

### INCLUDED WITH THE 8000

- Kit 5175 includes:
  - 6277-BU: 45 degree, 3" x 12" self-scoring, bevel up
  - 6284: 3" x 12" heavy-duty blade
  - 7050-12: 12" blade holder
  - 7079-2: 2" x 6" angle shank w/ carbide tip

- 402929: 3/4 x 1-1/8 Wrench
- 402139: Propane tanks (1)
- 75007: CO detector (2)
- 75008: Clip (2)
- One-year manufacturer's warranty on parts and labor





# VIKING®

## RIDE-IN SCRAPER

### VIKING® Specifications

Width	57.9"	147 cm
Length	122.5"	311 cm
Height	93.3"	237 cm
Weight	5,700 lbs.	2,586 kg
Power	49.5 HP Turbo Diesel Kubota	
Fuel Capacity	18 gallons	68 liters
Alternator	90 amps	

### SAFETY

- Extensive safety lighting including forward- and rear-facing LED lights, red safety curtain, orange operator indicator, green operation indicator, blue safety arrow light
- Dual windshield and rear view camera increase awareness, productivity and jobsite safety
- Emergency engine shut-off button

### CAB

- Roll-Over Protection and Falling Object Protection Certifications (ISO 3471 & ISO 3499)
- Climate controlled cab offers heat and air conditioning to ensure comfort during long days
- Settle in with the fully adjustable seat, phone mount, phone charging port, and cup holder.

### PERFORMANCE

- Patented Dual-Lift technology for infinite blade adjustments from the safety of the cab.
- Use one, two, or three tooling holders to set the Viking® up for any jobsite
- Easy-to-use joystick controls offer precise handling and blade adjustments

**“It is anticipated that thanks to the Deck Scraper, this method will now set the benchmark expected for membrane removal throughout the country.” “Instead of essentially using a steel bucket with teeth to remove the membrane, we can use a blade to simply peel it off – quietly, effectively and without damaging the road which will also save time and money.”**

**LISA M.**

*INNOVATION LEAD, HIGHWAYS ENGLAND*

# SCRAPER ACCESSORIES

## RIDE-ON SCRAPER ACCESSORIES

### 403228 HYDRAULIC SLIDE PLATE KIT

Adjust the height of the slide plate using the hydraulic hand control for precise angling. Comes standard on 7700 and 8000 ride-on scrapers

- No lifting, dismounting, or manual labor required to adjust plate height
- Adds 163 pounds of weight to the front of the machine, where it is most effective
- Available as an option on new ride-on machines or as a kit for existing ride-on machines

### 5700-88 HOUR METER

- Monitors the hours of usage
- Fits all National-brand ride-on machines.

### 70639 WHEEL COVERS

- Protective cover slips easily on and off wheels
- Sold individually
- Fits all National-brand ride-on machines

### 5110-100 TRANSPORT WHEELS

Quick and easy to attach, this assembly creates stability and safe transportation over any surface. Fits all National-brand ride-on machines.

### 400321 ARMREST

Fits all current National-brand ride-on machines

### 75007 LAPEL CARBON MONOXIDE MONITOR

Ships with the **5625** and **8000** machines. This badge can detect as little as 20 ppm carbon monoxide in high humidity and 100 ppm carbon monoxide gas otherwise. Increased CO presence changes the sensor from red to gray/black. Once the detector is exposed to fresh air, it will return back to red. Once opened, the badge lasts approximately 90 days. Adhesion strip on the back, or optional lapel clip mounts almost anywhere.

### 75008 LAPEL CARBON MONOXIDE CLIP

#### 73507-1

- 7-foot, 12-gauge extension cord for charging

## WALK-BEHIND SCRAPER ACCESSORIES

### 407484 LOADING RAMP

- 15" x 6'9"

### 402311 REPLACEMENT WHEEL PIN

- 5/16 x 2-1/16 replacement wheel pin for the **6280** and **6280HD**

## REMOVING HARDWOOD?



## DON'T FORGET TO SCORE YOUR FLOOR

Scoring the hardwood is a critical step in removing hardwoods whether you're using a walk-behind or ride-on scraper. This wood scoring drum attaches to National's scarifiers. It is an 8" drum, with three or five scoring blades. Using this on your scarifier eliminates the need to get down on your hands and knees to use a circular saw to score the wood.

- 402192: Drum with Three Blades
- 402191: Drum with Five Blades

# BLADE HOLDERS

Part #	Description	550	5280	6280	6280HD	Rogue	Ride-On	Viking
<b>Blade Holders</b>								
7280-12	12" Blade Holder				X			
7280-14	14" Blade Holder				X			
7280-6GV	6" Grooved Blade Holder				X	X		
7280-10GV	10" Grooved Blade Holder				X	X		
6280-505	Swivel Blade Holder	X	X	X				
7050-6	6" Blade Holder							X
7050-8	8" Blade Holder							X
7050-10	10" Blade Holder							X
7050-12	12" Blade Holder							X
7050-14	14" Blade Holder							X
7050-27	27" Blade Holder							X
Viking								X
<b>Razor Blade Holders</b>								
6280-500	Swivel Razor Blade Holder	X	X	X				
7280-6RBH-GV	6" Grooved Razor Blade Holder				X	X		
7280-10RBH-GV	10" Grooved Razor Blade Holder				X	X		
7280-12RBH	12" Razor Blade Holder				X			
7050-8RBH	8" Razor Blade Holder							X
7050-12RBH	12" Razor Blade Holder							X
7050-14RBH	14" Razor Blade Holder							X

Part #	Description	550	5280	6280	6280HD	Rogue	Ride-On	Viking
<b>Attachments/Accessories</b>								
7280-2C	Soft Goods 30° Angle Attachment				X			
402276	Hard Goods 9° Angle Attachment				X			
7280-4	Retainer Cap Assembly				X			
7074	Tile Box <i>Needs 7050-27</i>							X
402239	Retaining Pin Replacement							X
73422	Blade Holder Bolt							X

# SHANKS

FOR HARD GOODS REMOVAL



## Straight Shanks

Designed with or without a ceramic tip, these shanks remove ceramic, wood, and thick epoxy. They are ideally suited for brick paver removal.

Part #	Dimensions (W x L x Thickness)	550	5280	6280	6280HD	Rogue	Ride-On
7070-2	2" x 4" x .500"						<b>X</b>
7070-3	3" x 4" x .500"						<b>X</b>
7070-4	4" x 4" x .500"						<b>X</b>
7070-6	6" x 4" x .500"						<b>X</b>
<b>Straight Shanks with Carbide Tip</b>							
7072-2	2" x 4" x .500"						<b>X</b>
7072-3	3" x 4" x .500"						<b>X</b>
7072-4	4" x 4" x .500"						<b>X</b>
7072-6	6" x 4" x .500"						<b>X</b>

## Wood Floor Shanks

The longer taper on this shank creates the ideal tool for wood floors. Available for Riders, the 6280HD, and Rogue.

Part #	Dimensions (W x L x Thickness)	550	5280	6280	6280HD	Rogue	Ride-On
7075-8	2" x 8" x .300"						<b>X</b>
7075-11	2" x 11" x .300"						<b>X</b>
7077-8	3.5" x 8" x .300"						<b>X</b>
7077-11	3.5" x 11" x .300"						<b>X</b>
7082-8GV	2.5" x 8", Grooved				<b>X</b>	<b>X</b>	

## Angle Shanks

Available with and without a carbide tip, these shanks are designed to remove ceramic, wood, and thick epoxy.

Part #	Dimensions (W x L x Thickness)	550	5280	6280	6280HD	Rogue	Ride-On
7071-2	2" x 4" x .500"						<b>X</b>
7071-3	3" x 4" x .500"						<b>X</b>
7071-4	4" x 4" x .500"						<b>X</b>
<b>Angle Shanks with Carbide Tip</b>							
552	2" x 4" x .312"	<b>X</b>					
552GV	2" x 6" x .500", Grooved				<b>X</b>	<b>X</b>	
7079-2	2" x 6" x .500"						<b>X</b>
7079-4	4" x 6" x .500"						<b>X</b>
7079-6	6" x 6" x .500"						<b>X</b>
7281-1GV	1" x 6" x .500", Grooved				<b>X</b>	<b>X</b>	
7281-12	2" x 4" x .312"				<b>X</b>		
7281-2GV	2" x 6" x .500", Grooved				<b>X</b>	<b>X</b>	

A 551 shank holder is required to attach the 552 shank to the 550 walk-behind scraper.

## Ultra HD Angle Shank w/ Removable Carbide Tip

For removing hard goods with your ride-on scraper, this shank features removable and sharpenable carbide tips. For maximum efficiency, the operator can exchange tips and sharpen them later.

Part #	Includes
403112	2" Ultra HD shanks, 3 carbide tips, set screws and tool
407394 PK3	3 carbide tips, set screws, and tool
402601	Sharpening holder; designed for efficiency, this will allow you to safely hold the carbide tip while it is sharpened

# BLADES

FOR SOFT AND HARD GOODS REMOVAL

## Flat Blades

Available in varying dimensions these flat blades are a must-have for VCT, VAT, wood, tile, epoxy, elastomeric coatings, scraping thin-set, and glued ceramic

Part #	Dimensions (W x L x Thickness)	550	5280	6280	6280HD	Rogue	Ride-On	Viking
<b>Premium High Tempered</b>								
135	5" x 16" x .062"			X	X	X		
136	5" x 8" x .062"			X	X	X		
147	4" x 6" x .062"		X	X	X	X		
148	5" x 6" x .062"			X	X	X		
7050-200	3" x 6" x .062"	X	X	X	X	X		
7050-201	3" x 8" x .062"	X	X	X	X	X		
7050-202	3" x 10" x .062"	X	X	X	X	X		
7050-203	3" x 12" x .062"		X	X	X	X		
7050-204	3" x 14" x .062"			X	X	X		
7050-205	3" x 27" x .062"						X	
<b>Heavy-Duty Blades</b>								
6240	4" x 6" x .094"			X	X	X	X	
6241	4" x 8" x .094"			X	X	X	X	
6242	4" x 12" x .094"			X	X	X	X	
6243	4" x 15" x .094"			X	X	X	X	
6244	4" x 24" x .094"						X	
6245	4" x 10" x .094"			X	X	X	X	
6246	4" x 27" x .094"						X	
6281	3" x 8" x .094"			X	X	X	X	
6282	3" x 14" x .094"			X	X	X	X	
6283	3" x 27" x .094"						X	
6284	3" x 12" x .094"			X	X	X	X	
6285	3" x 6" x .094"	X		X	X	X	X	
6286	3" x 10" x .094"			X	X	X	X	
<b>Extra Heavy-Duty Blades</b>								
6270	1-1/2" x 3" x .250						X	X
6271	3" x 6" x .250						X	X
6273	3" x 11" x .250						X	X
6290	3" x 6" x .187						X	X
6291	3" x 8" x .187						X	X
6292	3" x 12" x .187						X	X
6293	3" x 14" x .187						X	X
6294	3" x 27" x .187						X	X
6298	3" x 19" x .187"							X

## Guillotine Blades®

Part #	Dimensions (W x L x Thickness)	550	5280	6280	6280HD	Rogue	Ride-On	Viking
6285-GT	3.75" x 6" x .094"			X	X	X	X	
6284-GT	3.75" x 12" x .094"			X	X	X	X	
6290-GT	3.75" x 6" x .187"						X	X
6292-GT	3.75" x 12" x .187"						X	X

## 1-Inch Blades

Designed for VCT and adhesive re-scrape. They also work well for parking deck coatings, epoxy, and elastomeric coatings.

Part #	Dimensions (W x L x Thickness)	550	5280	6280	6280HD	Rogue	Ride-On
7091	1" x 4" x .094"				X	X	X
7092	1" x 8" x .094"				X	X	X
7093	1" x 10" x .094"				X	X	X
7094	1" x 12" x .094"				X	X	X

This blade requires a razor blade cutting head.

## Razor/Scrapper Blades

Designed for superhard thin epoxies, thin mil coatings (like urethane paint), poured elastomeric coatings up to 60 mil, and hard to remove adhesives.

Part #	Dimensions (W x L x Thickness)	550	5280	6280	6280HD	Rogue	Ride-On
363-2	.750" x 8" x .032"	X	X	X	X	X	X
368-8	.937" x 8" x .045"	X	X	X	X	X	X
368-12	.937" x 12" x .045"		X	X	X	X	X
368-15	.937" x 15" x .045"		X	X	X	X	X

Sold in packs of 50.

This blade requires a razor blade cutting head

## Unique Blades

Part #	Dimensions (W x L x Thickness)	550	5280	6280	6280HD	Rogue	Ride-On
<b>Blades with Slots</b>							
130-S	3" x 10" x .062"	X	X	X	X	X	
131-S	3" x 16" x .062"			X	X	X	
<b>Double Edge Blades</b>							
130-D	3" x 10" x .062"	X	X	X	X	X	
147-D	4" x 6" x .062"		X	X	X	X	
148-D	5" x 6" x .062"			X	X	X	
<b>Increased Angle Blades</b>							
7081	3" x 10" x .062"	X	X	X	X	X	
7083	3" x 8" x .062"	X	X	X	X	X	



## Self-Scoring Blades

These angled self-scoring blades work on attached cushion, vinyl back, soft to medium PVC, linoleum, carpet tiles, soft cork, and more .

Part #	Description (W x L x Thickness)	550	5280	6280	6280HD	Rogue	Ride-On	Viking
<b>Bevel Up, 90 degree (for concrete subfloor)</b>								
6247-BU	: Blade, Self-scoring 90 degree 4" x 10" x .094", BU		X		X	X	X	
6248-BU	: Blade, Self-scoring, 90 degree, 4" x 24" x .094", BU						X	
6249-BU	: Blade, Self-scoring, 90 degree, 4" x 12" x .094", BU		X	X	X		X	
6255-BU	Blade, Self-scoring, 90 degree, 4" x 6" x .062", BU		X	X	X	X		
6257-BU	Blade, Self-scoring, 90 degree, 3" x 9" x .062", BU	X	X		X	X		
6258-BU	Blade, Self-scoring, 90 degree, 3" x 12" x .062", BU		X	X	X	X		
6259-BU	: Blade, Self-scoring, 90 degree, 3" x 14" x .062", BU			X	X	X		
<b>Bevel Up, 45 Degree Angle (for concrete subfloor)</b>								
6276-BU	Blade, Self-scoring 45 degree 3" x 10" x .094", BU	X			X	X	X	
6277-BU	Blade, Self-scoring 45 degree 3" x 12" x .094", BU		X	X	X	X	X	
6278-BU	Blade, Self-scoring 45 degree 3" x 14" x .094", BU			X	X	X	X	
6279-BU	Blade, Self-scoring 45 degree 3" x 27" x .094", BU						X	
6295	Blade, Self-scoring, 45 degree 3" x 12" x .188", BU							X
6296	Blade, Self-scoring, 45-45 degree 3" x 12" x .188", BU							X
6297	Blade, Self-Scoring, 45-45 degree 3" x 17.5" x .188", BU							X
<b>Bevel Down, 90 degree (for wood subfloor)</b>								
6260-BD	Blade, Self-scoring, 90 degree, 3" x 6" x .094", BD				X	X	X	
6265-BD	Blade, Self-scoring, 90 degree, 3" x 8" x .094", BD				X	X	X	
6266-BD	Blade, Self-scoring, 90 degree, 3" x 10" x .094", BD				X	X	X	
<b>4" Tall Wings</b>								
6256-BU:	* Blade, Self-scoring, 90 degree, 4" x 6" x .062" x 4"h, BU		X	X	X	X		
6261-BU:	* Blade, Self-scoring 90 degree, 3" x 12" x .062" x 4"h, BU			X	X	X		
6262-BU:	** Blade, Self-scoring 90 degree, 4" x 6" x .094" x 4"h, BU			X	X	X	X	
6264-BU:	** Blade, Self-scoring 90 degree, 3" x 12" x .094" x 4"h, BU			X	X	X	X	



# BLADE KITS



## 5170 BLADE KIT

Blade Kit for the 550

### INCLUDES:

- 147: 4" x 6" x .062" Flat Blade
- 6285: 3" x 6" x .094 Heavy Duty Flat Blade
- 7050-202: 3" x 10" x .062" Premium High Tempered Blade
- 6265-BD: 3" x 8" x .094" 90° Bevel Down Self-Scoring Blade



## 5174 BLADE KIT

Blade Kit for the 6280HD Gladiator

### INCLUDES:

- 6265-BD: 3" x 8" x .094" 90° Bevel Down Self-Scoring Blade
- 6276-BU: 3" x 10" x .094" 45° Bevel Up Self-Scoring Blade
- 7050-200: 3" x 6" x .062" Premium High Tempered Blade
- 7280-2C: 30° Soft Goods Angle Attachment
- 7280-4: Retainer Cap Assembly
- 7280-6: 6" Cutting Head
- 7281-1: 6" x 1" x .500" Carbide Tipped Angle Shank



## 5175 BLADE KIT

Blade Kit for the 4230, 5200QL, 5700, 7700, 5625, and 8000

### INCLUDES:

- 6277-BU: 3" x 12" x .094" 45° Bevel Up Self-Scoring Blade
- 6284: 3" x 12" x .094" Heavy Duty Flat Blade
- 7050-12: 12" Cutting Head
- 7079-2: 6" x 2" x .500" Carbide Tipped Angle Shank



## 5176 BLADE KIT

Blade Kit for the 2900 and 5000

### INCLUDES:

- 6277-BU: 3" x 12" x .094" 45° Bevel Up Self-Scoring Blade
- 6284: 3" x 12" x .094" Heavy Duty Flat Blade
- 7050-12: 12" Cutting Head



## 5177 BLADE KIT

Blade Kit for the Rogue

### INCLUDES:

- 7050-200: 3" x 6" x .062" Premium High Tempered Blade
- 7280-6GV: 6" Cutting Head
- 7082-8GV: 2.5" x 8" Wood Floor Shank
- 7281-1GV: 6" x 1" x .500" Carbide Tipped Angle Shank



Designed for small jobs and tough-to-reach spaces, this 16-inch planetary grinder creates the perfect profile for new coatings. This easy-to-operate machine has a built-in edge grinder, dual-speed operation, an adjustable handle, and a floating dust skirt for maximum efficiency.

# HELIX

## PLANETARY GRINDER

HELIX® Specifications		
Width	17.5"	44.5 cm
Disk Size	16"	41 cm
Max. Height	47.6"	120.9 cm
Min. Height	29.4"	74.4 cm
Max. Length	47"	119.4 cm
Min. Length	27.9"	70.9 cm
Weight	206 lb	93 kg
Grinding Pressure	128 lb	58 kg
Drum RPM	High/Low Speed: 304/171 (120V/60 Hz) High/Low Speed: 291/164 (230V/50Hz)	
Motor RPM	High/Low Speed: 3339/1871 (120V/60 Hz) High/Low Speed: 3200/1800 (230V/50 Hz)	
Motor Phase	Single	
HP	1.5	
Amps	120V/60 Hz 12 amps	230V/50 Hz 6.3 amps

### SAFETY

- A.** Quick-release levers allow the machine to be separated into two pieces for easy transport
- B.** LED light illuminates the surface directly behind the machine

### COMFORT

- C.** Fully adjustable handle accommodates a range of operating positions

### PERFORMANCE

- D.** Capable of edge grinding on the left or right side of the machine by rotating the side of the dust skirt up, allowing the operator to grind within a half inch of the wall
- E.** Removable weights give the operator the freedom to increase or decrease head pressure when grinding
- F.** 16-inch grinding plate incorporates a floating tooling assembly that allows the cutting head to follow the contours of the floor; the tooling assembly rotates 180 degrees for easy tooling changes
- G.** Dual-speed motor increases the versatility of this machine; operating at high or low speed

### RECOMMENDED ACCESSORIES

We recommend pairing your Helix planetary grinder with the DL2000 dust collector and DLS2000 pre-separator.

We also recommend the 404580 Helix Scarifier Tooling for extra tough removals.



### INCLUDED WITH THE HELIX®

- 404021: Magnetic tooling holder (3)
- 9245 Velcro adapter (3 each)
- 403231 Floating dust skirt
- 402757: Helix Grind & Scraper Plate
- One-year manufacturer's warranty on parts and labor

# 8274-4

## PLANETARY GRINDER AND POLISHER



Magnetic tooling easily snaps into place

### RECOMMENDED ACCESSORIES

We recommend pairing your 8274-4 planetary grinder with the DL2000 dust collector and DLS2000 pre-separator.

### INCLUDED WITH THE 8274-4

- 401882: Morflex couplers
- 9241 Quick-change magnetic-mount assembly: Three assemblies and three 73250 tooling holder mounting screws are required
- 73135: 5/32" Hex key
- 9245 Velcro Adapter: Mounts onto the 9241 quick-change magnetic assembly for using polishing pads and brazed disks. Three adapters are required.
- 6280-401B: 7/32 t-handle wrench

### 8274-4 Specifications

Width	20"	51 cm
Disk Size	18.5"	47 cm
Max. Height	52"	132 cm
Min. Height	27.5"	70 cm
Max. Length	75"	191 cm
Min. Length	38.5"	98 cm
Weight	388 lb	176 kg
Drum RPM	133.8	
Motor RPM	400-2000	
Motor Phase	Single*	
HP	3	2.24 kW
Amps	15 or 20 - controller can switch between both settings	
Voltage	115	
Frequency	60 Hz	

\*Conversion from single-phase to three-phase power

### SAFETY

- A.** Dual rear vacuum ports
- B.** Removable handle and weights for easy transport

### COMFORT

- C.** Three-part adjustable angle handle

### PERFORMANCE

- D.** Choose from 15A or 20A circuit-breaker settings with a convenient switch on the side of the controller; the 15A selection limits motor draw to 15 amps; the 20A selection pulls up to 20 amps
- E.** Forward and reverse directional controls increase tooling productivity with cleaner consumables and more even wear.
- F.** Variable speed control
- G.** Flip-style weights for added or decreased head pressure
- H.** Prepares concrete surfaces to a 3000-resin shine
- I.** Adjustable velcro dust skirt
- J.** Grinder head rotates 90 degrees for easy tooling changes

The 8274-4 is the only grinder on the market offering 3 HP at 115 volts while operating at a 230-volt level. With variable speed and a soft start to control its amperage draw, the 8274-4 adjusts to the needs of small or large jobs. This machine is well suited for removal of thin-set, coatings, adhesive, prepping concrete for overlays or coatings, and polishing.

# PLANETARY GRINDER TOOLING AND ACCESSORIES

## PCDS AND CARBIDES

Part #	Description	Best Uses
9555	2-UP PCD- MICRO	Remove heavy stock, adhesive, thin set, and epoxies
9557	4-UP PCD- MICRO	
9554	1-UP PCD- 1/2 ROUND	
9556	2-UP PCD- 1/2 ROUND	
7268-2	CARBIDES	Remove coatings, glue, thin set, and thin mastics
9521	CARBIDE & TOOLING HOLDER	Use to attach the above tooling to National Grinders
9550	SCREW	Use to attach tooling to the above holder
9500	BLANKS	



## METAL BOND DIAMONDS

Perfect for leveling concrete high spots and repairing imperfections as well as creating the perfect profile for accepting new coatings and epoxies, or preparing concrete for polishing.

Part #	Description	Best Uses
<b>FULL BAR DIAMOND INSERTS</b>		
9508-16	16 GRIT	Remove epoxy as well as heavy and light sealers
9508-16SB	16 GRIT	Remove various coatings, and profiles on HARD concrete only
9508-30	30 GRIT	Remove light sealers
9508-30SB	30 GRIT	Remove various coatings, and profiles on HARD concrete only
<b>HALF BAR DIAMOND INSERTS</b>		
9507-6	6 GRIT	Remove thin epoxy, paint, adhesives, and sealers
9507-12	12 GRIT	Remove thin epoxy, paint, adhesives, and sealers
9507-16	16 GRIT	Remove thin epoxy, paint, adhesives, and sealers
9507-16HB	16 GRIT	Remove various coatings, and profiles on SOFT concrete only
9507-30	30 GRIT	Removes sealers and preps concrete for polishing
9507-30HB	30 GRIT	Remove various coatings, and profiles on SOFT concrete only
<b>PROFILING DIAMOND INSERTS</b>		
9510-30	30 GRIT	Prep high-/moderate-density concrete for reapplication
9510-50	50 GRIT	Prep concrete for polishing
9510-120	120 GRIT	Prep concrete for polishing
<b>SUPER SOFT, SINGLE BAR DIAMOND INSERTS</b>		
9504-25	25 GRIT	Extremely aggressive coating removal with supersoft matrix for hard concrete or heavy cure and seal treatments, perfect for breaking surface tension



## BRAZED TRAPEZOID DIAMONDS

Used primarily in light industrial and residential applications for concrete grinding and profiling as well as sealer and top coat removal. Provide excellent surface profiles for new coatings, epoxies, or stains. Also create exceptional profiles prior to polishing concrete.

Part #	Description	Best Uses
9522-16	16 GRIT	Remove paint, stain, and sealers; prep concrete for reapplication
9522-30	30 GRIT	Prep concrete for reapplication and polishing
9522-50	50 GRIT	Prep concrete for reapplication and polishing
9522-100	100 GRIT	Prep concrete for polishing



## 5-INCH BRAZED DIAMONDS

Part #	Description	Best Uses
9235-16	16 GRIT	Remove thin epoxy, paint, stain, adhesives, and heavy sealers
9235-30	30 GRIT	Remove adhesives, heavy and light sealers
9235-50	50 GRIT	Create a "broom finish" on soft concrete surfaces; first stage to polishing concrete
9235-100	100 GRIT	Create a "broom finish" on soft concrete surfaces; first stage to polishing concrete



## 5-INCH POLISHING PADS

Used for polishing concrete to various finishes and shines. Resin bond. Available in escalating grits. These polishing pads are for use with all National planetary grinders

Part #	Description	Best Uses
9267-50	50 GRIT	Achieve a "no reflection" polished concrete
9267-100	100 GRIT	Follow 9267-50 to create a "little reflection" polished concrete
9267-200	200 GRIT	Follow 9267-100 to create a "moderate reflection" polished concrete
9267-400	400 GRIT	Follow 9267-200 to create a "satin reflection" polished concrete
9267-800	800 GRIT	Follow 9267-400 to create a "shine" polished concrete
9267-1500	1500 GRIT	Follow 9267-800 to create a "high shine" polished concrete
9267-3000	3000 GRIT	Follow 9267-1500 to create a "mirror" polished concrete



9267-50



9267-100



9267-200



9267-400



9267-800



9267-1500



9267-3000

### 404580 HELIX SCARIFIER KIT



Includes:

- 3 satellites
- 1 dust skirt
- Washers
- All screws/washers needed for installation

# PLANETARY GRINDER ACCESSORIES

**73250 TOOLING HOLDER MOUNTING SCREW**

**73214 FLOATING ISOLATOR ASSEMBLY MOUNTING SCREW**

**401882 8274-4 MORFLEX COUPLER**

**73081 HELIX® SAFETY SCREW**

**73097 8274-4 SAFETY SCREW**

**403978: HELIX CLUTCH PLATE**

### 402757 HELIX® GRIND AND SCRAPE PLATE

The deluxe Helix Grind and Scraper Plate is the most versatile prepping plate in the industry. This magnetic tooling system converts from aggressive grinding and scraping to passive planetary for diamond grinding, carbide/PCD scraping, polishing, and sanding. The Morflex couplers allow the plate to follow the contour of the floor.





This lightweight counter-rotational grinder is ideally suited for residential and commercial work. The GP500 offers the convenience of a truly modular machine combined with the power of our other GP grinders.

# GP500

## CONCRETE GRINDER AND POLISHER

GP500 Specifications		
Width	22.8"	58 cm
Height	48	122 cm
Length	50"	127 cm
Cleaning Path	23"	58 cm
Weight	449.7 lbs	204 kg
Tooling RPM	390-585 RPM	
Motor Phase	Single	
Frequency	60 Hz	50 Hz
HP	7.5 HP	5.6 kW
Voltage	230 V	
Amps	16 A	

### SAFETY

- A.** Magnetic LED light to illuminate front of machine or your cleaning path
- B.** Easy disassembly of machine into two sections for easy transportation
- C.** Transport poles for increased jobsite access
- D.** Easily accessible external breakers

### COMFORT

- E.** On-board USB charger and phone carrier
- F.** Height adjustable handle for optimal operation and transportation
- G.** Cord management system for increased job site efficiency

### PERFORMANCE

- H.** 30 L water tank
- I.** Equipped with single, rubber disc coupler to offer increased lifespan over traditional, Morflex coupler
- J.** Grinding head = 118 kg, Handle = 59 kg, Two pocket weights = 13.6 kg each

### INCLUDED WITH THE GP500

- 230 Volt, Single Phase plug comes on machine, additional receptical included as well

### RECOMMENDED ACCESSORIES

We recommend pairing your GP500 grinder with the DL3000 dust collector and DLS3000 preseparator.



The GP700 grinder and polisher is ideal for prepping concrete floors for topical coatings, overlayments, and adhesive while also providing the variety of tooling and power needed to deliver a beautifully polished floor.

# GP700

## CONCRETE GRINDER AND POLISHER

GP700 Specifications		
Width	27.25"	68.6 cm
Height	37.5"	95 cm
Length	56.5"	143 cm
Cleaning Path	27"	68.6 cm
Weight	800 lb	363 kg
Grinding Pressure with Weights	440 lb	200 kg
Tooling RPM	390-585 RPM	
Motor Phase	Three	
Frequency	60 Hz	50 Hz
HP	7.5	5.6 kW
Voltage	230	415
Amps (Draw)	11	
Amps (Circuit)	30	30

### SAFETY

- A.** Handle transport wheels incorporated for easy loading and unloading
- B.** Four removable side weights for additional head pressure

### COMFORT

- C.** Adjustable/foldable handle allows for compact transport and operator comfort when in use

### PERFORMANCE

- D.** Adjustable shroud incorporates a brush for a 360-degree air intake
- E.** Rear spring suspension allows for a more even prep over uneven surfaces
- F.** Forward/rear locking pitch-adjustable axle that allows the operator to change the angle of the head pressure from the front to the back to compensate for incline/declines on uneven surfaces
- G.** Soft, regular, or hard couplers available for varying floor conditions
- H.** New stainless steel, 7-gallon water tank
- I.** Control box includes variable-speed soft start, forward and reverse functionality

### GP700 ESTIMATED PRODUCTION RATES

- Mastic Removal: 350 square feet per hour / 106 sq m/hr
- Thin-set Removal: 400 square feet per hour / 122 sq m/hr
- Mil-coatings Removal: 200 square feet per hour / 61 sq m/hr
- Concrete Polishing: 450 square feet per hour / 137 sq m/hr

### INCLUDED WITH THE GP700

- 30 feet of power cord

### RECOMMENDED ACCESSORIES

We recommend pairing your GP700 grinder with the DL3000 or DL4000 dust collector and DLS3000 preseparator.

# GP3000

## CONCRETE GRINDER AND POLISHER



### GP3000 Specifications

Width	29.5"	75 cm
Height	52"	132 cm
Length	72.25"	183 cm
Cleaning Path	28"	71 cm
Weight	1,425 lb	646 kg
Grinding Pressure with Weights	1,090 lb	494 kg
Tooling RPM	385-600	
Motor Phase	Three	
Frequency	60 Hz	50 Hz
HP	25	18.6 kW
Voltage	230	415
Amps (Draw)	30	
Amps (Circuit)	60	50

The GP3000 grinder and polisher is ideal for prepping concrete floors for topical coatings, overlayments, and adhesive while also providing the variety of tooling and power needed to deliver a beautifully polished floor. The 28-inch cleaning path and increased grinding head pressure makes this an ideal machine for commercial and industrial projects.

### SAFETY

- A.** Handle transport wheels incorporated for easy loading and unloading
- B.** Four removable side weights for additional head pressure; positioning weights into handle pockets reduces head pressure for easy mobility

### COMFORT

- C.** Adjustable/foldable handle allows for compact transport and operator comfort when in use

### PERFORMANCE

- D.** Adjustable shroud incorporates a brush for a 360-degree air intake
- E.** Rear spring suspension allows for a more even prep over uneven surfaces
- F.** Soft, regular, or hard couplers available for varying floor conditions
- G.** New stainless steel, 20-gallon water tank
- H.** Control box includes variable-speed soft start, forward and reverse functionality

### GP3000 ESTIMATED PRODUCTION RATES

- Mastic Removal: 1,000 square feet per hour / 305 sq m/hr
- Thin-set Removal: 1,500 square feet per hour / 457 sq m/hr
- Mil-coatings Removal: 750 square feet per hour / 229 sq m/hr
- Concrete Polishing: 2,500 square feet per hour / 762 sq m/hr

### INCLUDED WITH THE GP3000

- 30 feet of power cord

### RECOMMENDED ACCESSORIES

We recommend pairing your GP3000 with the DL7000 dust collector. Required Accessories with the DL7000: 403073 (QTY 1) - Hose, 76mm, 15 meters.



# COUNTER-ROTATIONAL GRINDER TOOLING

## PREP PACKAGES

### WEDGE

#### SOFT CONCRETE



**501020-H**  
20 Grit, 2 Seg, Hard Bond

**501040-H**  
40 Grit, 2 Seg, Hard Bond

**501070-H**  
70 Grit, 2 Seg, Hard Bond

#### MEDIUM CONCRETE




**501020-M**  
20 Grit, 2 Seg, Medium Bond

**501040-M**  
40 Grit, 2 Seg, Medium Bond

**501070-M**  
70 Grit, 2 Seg, Medium Bond

#### HARD CONCRETE



**501020-S**  
20 Grit, 2 Seg, Soft Bond

**501040-S**  
40 Grit, 2 Seg, Soft Bond

**501070-S**  
70 Grit, 2 Seg, Soft Bond

### PUCK

#### SOFT CONCRETE



**501025-HP** 25 Grit, 4 Seg, Hard Bond

**501040-HP** 40 Grit, 4 Seg, Hard Bond

**501080-HP** 80 Grit, 4 Seg, Hard Bond

#### MEDIUM CONCRETE



**501025-MP** 25 Grit, 4 Seg, Medium Bond

**501040-MP** 40 Grit, 4 Seg, Medium Bond

**501080-MP** 80 Grit, 4 Seg, Medium Bond

#### HARD CONCRETE



**501025-SP** 25 Grit, 4 Seg, Soft Bond

**501040-SP** 40 Grit, 4 Seg, Soft Bond

**501080-SP** 80 Grit, 4 Seg, Soft Bond

# POLISHING PACKAGES


## SOFT CONCRETE



## MEDIUM CONCRETE



## HARD CONCRETE



## BONUS TOOLING



**501016-10**  
16 Grit, 10 Seg



**501030-10**  
30 Grit, 10 Seg



**501925**  
Lippage Holder

**403232**  
Quick Change Tooling Plate



**501020-PCD**  
20 Grit, PCD



**501000-PCD-L**  
Left Hand PCD, Rough Profile



**501000-PCD-R**  
Right Hand PCD, Rough Profile



**501926**  
Velcro Adapter



# 3420, 3432, 3435

## HANDHELD GRINDERS



3420: 7-inch Grinder



3435: 5-inch Grinder



3432: 5-inch Variable-Speed Polisher

Available in 5-inch and 7-inch models, these electric, right-angle grinders are handheld and can be used for a variety of concrete floor preparation applications, including concrete cleaning and leveling as well as mastic, urethane, epoxy, and coatings removal.



Specifications:	3420		3435		3432	
Disk Size	7"	18 cm	5"	13 cm	5"	13 cm
Weight	16 lb	7.3 kg	7 lb	3.63 kg	10 lb	4.5 kg
Variable Speed	No		No		Yes	
RPM	6600		7000		700-2200	
Voltage	115		115		115	
Frequency	60 Hz		60 Hz		60 Hz	
Amps	15		12.2		10	

\*Measurements are without tooling attached.

### SAFETY

- A. Durable convertible polyurethane dust shroud enables detailed, nearly dustless edge grinding.
- B. Works with dust collectors; attach using the 2-inch inlet port connector located on the convertible dust shroud

### COMFORT

- C. Loop handle on 3420 and 3432 creates superior control, results in fewer swirl marks, and lessens operator fatigue

### PERFORMANCE

- D. Accommodates multiple styles of diamond turbo cup wheels

## RECOMMENDED ACCESSORIES

We recommend pairing your handheld 3420, 3435, and 3432 grinders with the DL2000 dust collector.

## INCLUDED WITH THE MACHINES

- **3420:** Includes loop handle and 3440 polyurethane convertible dust shroud
- **3435:** Includes post handle and 402252 polyurethane convertible dust shroud
- **3432:** Includes loop handle, 5-inch Velcro adapter, and 402252 polyurethane convertible dust shroud

# ACCESSORIES

## CUP WHEELS

Industry-leading cup wheels come in various configurations and are ideal for coating removal, grinding high spots, and cleaning along walls. PCD wheels stay sharper longer under adverse conditions.

Part #	Size	Segment	Thread	RPM	Use With	Best Uses
3419	7"	12	5/8-11	8500	3420	Removes epoxies, mastics, paints, and coatings
3420-2	7"	24	7/8, 5/8 hole	8500	3420, 3425	Concrete cleaning and planing, remove thin mil sealer
3449	5"	9	7/8, 5/8 hole	13,300	3435	Remove epoxies, mastics, paints, and coatings
3450	5"	18	7/8, 5/8 hole	13,300	3435	Concrete cleaning and planing, remove thin mil sealer
3443 PCD Cup Wheel	7"	24	7/8, 5/8 hole	8500	3420, 3425	Paint grinding and removal of gummy adhesive, elastomeric, epoxy, and thin-set



3419



3420-2

**402554:** Spanner wrench for knockout cup wheels

**402556:** Spanner wrench for threaded cup wheels

## 3432 AND 3535 VELCRO ATTACHMENTS

Part #	Description	Best Uses
<b>5-INCH VELCRO BRAZED DIAMONDS - HEAVY COMMERCIAL</b>		
9235-16	16 GRIT	Remove thin epoxy, paint, stain, adhesives, and heavy sealers
9235-30	30 GRIT	Remove adhesives, heavy and light sealers
9235-50	50 GRIT	Create a "broom finish" on soft concrete surfaces; first stage to polishing concrete
9235-100	100 GRIT	Create a "broom finish" on soft concrete surfaces; first stage to polishing concrete
<b>5-INCH VELCRO CONCRETE POLISHING PADS (USED IN SEQUENTIAL ORDER TO ACHIEVE RESULTS)</b>		
9267-50	50 GRIT	Achieve a "no reflection" polished concrete
9267-100	100 GRIT	Follow 9267-50 to create a "little reflection" polished concrete
9267-200	200 GRIT	Follow 9267-100 to create a "moderate reflection" polished concrete
9267-400	400 GRIT	Follow 9267-200 to create a "satin reflection" polished concrete
9267-800	800 GRIT	Follow 9267-400 to create a "shine" polished concrete
9267-1500	1500 GRIT	Follow 9267-800 to create a "high shine" polished concrete
9267-3000	3000 GRIT	Follow 9267-1500 to create a "mirror" polished concrete



9235-16



9267-50

## 3535 TOOLING ATTACHMENTS

Corner Brazed	
9420-30	30-grit corner brazed
9420-50	50-grit corner brazed
9420-100	100-grit corner brazed



9420-30

Corner Resin	
9435-50	50-grit corner resin
9435-100	100-grit corner resin
9435-200	200-grit corner resin
9435-400	400-grit corner resin
9435-800	800-grit corner resin
9435-1500	1500-grit corner resin
9435-3000	3000-grit corner resin



9435-50

# A95

## 8-INCH MANUAL SHOT BLASTER



### A95 Specifications

Width	12"	30 cm
Blasting Width	8"	20 cm
Max. Height	41"	104 cm
Min. Height	34"	86 cm
Max. Length	43.4"	110 cm
Min. Length	37"	94 cm
Weight	121 lb	54 kg
Speed	Manual	
Blasting Capacity	430 sq ft/hr	
Voltage	115	
HP	1.5	1.12 kW
Amps	17	

\*20A breaker required

### COMFORT

- A.** Height-adjustable handle with built-in operator controls
- B.** Front swivel casters increase maneuverability and control for a more uniform and consistent profile

### PERFORMANCE

- C.** Squeezing the shot valve handle starts the blast wheel while simultaneously opening the shot valve; shot valve closes and blast wheel ceases automatically when the operator is not present.
- D.** Maximizes separation of dust from the abrasive
- E.** Close-faced blast wheel design directs more steel abrasive to the surface, resulting in lower maintenance costs

The A95 is the first in National's Apex® series of shot blasters. It is a compact and versatile machine, ideal for small to midsize applications.



### PAIRED WITH THE A95

For maximum efficiency when shotblasting the A95 pairs with the DL2000 dust collector. Full specifications on page 46

### ACCESSORIES

Optional accessories include the A95 shot blast kit. Refer to page 41 for a detailed list of contents.



# A96

## 8-INCH SHOT BLASTER

A96 Specifications		
Width	13.5"	34 cm
Height	44"	112 cm
Length	57.5"	146 cm
Blasting Width	8"	20.3 cm
Weight	350 lb	159 kg
Blasting Capacity	up to 860 sq ft/hour	up to 80 sq m/hr
Voltage	230	415
Amps (Circuit)	30	16
HP	5.3 HP	

### SAFETY

- A. Hose & cord management system
- B. Front and rear lights illuminate blasting path and work area

### COMFORT

- C. Unique joystick control allows responsive and intuitive handling
- D. Built from durable Manganese steel that becomes stronger and more durable over time
- E. Adjustable handle height and joystick platform allow for infinite operating positions

### PERFORMANCE

- F. Improved design moves intuitively with you when you turn
- G. Reverse operation of this machine allows more control over positioning, direction, and line overlapping
- H. Control bolt allows precision adjustment of control valve depending on desired CSP

**National's A96 is a variable speed, self propelled shot blaster that combines elements of traditional blasting and new innovation. The unique joystick control increases productivity and allows for more responsive handling.**



### PAIRED WITH THE A96

For maximum efficiency when shotblasting the A96 pairs with the DL3000P dust collector. Full specifications on page 47

### ACCESSORIES

Optional accessories include the A96 shot blast kit. Refer to page 41 for a detailed list of contents.

# A97

## 10-INCH SHOT BLASTER

### SAFETY

- A.** Hose & cord management system
- B.** Front & rear lights illuminate blasting path and work area

### COMFORT

- C.** Unique joystick control allows responsive and intuitive handling
- D.** Machine angle allows for easy edging
- E.** Built from durable Manganese steel that becomes stronger and more durable over time
- F.** Adjustable handle height and joystick platform allow for infinite operating positions

### PERFORMANCE

- G.** Improved design moves intuitively with you when you turn
- H.** Reverse operation of this machine allows more control over positioning, direction, and line overlapping
- I.** Control bolt allows precision adjustment of control valve depending on desired CSP
- J.** Design is pitched slightly to the left which allows for edging within 1/8" of the wall
- K.** Integrated brake mechanism locks drive wheel for safety when machine is off

### A97 Specifications

Width	15.25"	39 cm
Height	44"	112 cm
Length	63"	160 cm
Speed	up to 2,000 sq ft/hr	up to 185 sq m/hr
Weight	430 lb	195 kg
Blasting Width	10"	25.4 cm
Voltage	230	415
Amps (Circuit)	30	16
HP	10	



National's A97 adds to our tradition of strong manufacturing. This machine combines the best aspects of our traditional shot blasting with new features designed to increase efficiency and productivity on the job. Built from the strongest Manganese steel that becomes stronger as it hardens over time.

### PAIRED WITH THE A97

For maximum efficiency when shotblasting the A97 pairs with the DL4000P dust collector. Full specifications on page 48

### ACCESSORIES

Optional accessories include the A97 shot blast kit. Refer to page 41 for a detailed list of contents.





# SHOT BLAST ACCESSORIES



## A95 ACCESSORIES

### A95 Kit

Available as a Kit or Individual Parts

404147	Toolbox 20" x 9" x 9"	404150	Hex key wrench 6 mm	400413	Abrasive control cable
404149	Open wrench 10 mm	1009	Safety Glasses	400458	2 x Brush, side LH & RH
404148	Open wrench 13 mm	404330	Blast wheel kit 165 mm	400457	2 x Brush, front & rear
404153	Universal Socket - 24 mm	400473	Top liner	404154	Wrench, open, 17 mm
404152	Slotted screwdriver 6"	400410	RH Liner	404155	Ratchet, 1/2"
404151	Hammer	400409	LH Liner	404235	Wrench, open, 11 mm

### Additional Support Parts

3395-201001726	2-Inch Reducer	401868	Belt
3395-201001725	4-Inch Reducer		
3395-201001724	6-Inch Reducer		

## A96 ACCESSORIES

### A96 Kit

Available as a Kit or Individual Parts

404147	Toolbox 20" x 9" x 8"	404150	Hex key 6 mm	404392	Front Brush
404148	Open wrench 13 mm	1009	Safety Glasses	405010	V-ribbed belt
404149	Open wrench 10 mm	404330	Blast wheel kit 165 mm	404870	Blast Wheel Adapter
404154	Open wrench 17 mm	404400	Top liner	405112	Bottom Liner
404155	Ratchet 1/2"	405111	RH liner	405003	Screw, Blast Wheel
404152	Slotted screwdriver 6"	405110	LH liner	405231	Socket 13 mm
404151	Hammer	404603	Side brush (2)		

## A97 ACCESSORIES

### A97 Kit

Available as a Kit or Individual Parts

404147	Toolbox 20" x 9" x 8"	404150	Hex key wrench 6 mm	404648	LH liner (small)
404149	Open wrench 10 mm	1009	Safety Glasses	404647	Bottom liner
404148	Open wrench 13 mm	404330	Blast wheel kit 165 mm	404603	Side brush (2)
404154	Open wrench 17 mm	404361	Top liner	404604	Front brush
404155	Ratchet 1/2"	404646	RH liner	404870	Blast Wheel Adapter
404152	Slotted screwdriver	404645	LH liner	405003	Screw, Blast Wheel
404151	Hammer	404649	RH liner (small)	405231	Socket 13 mm
404540	Belt				

# SHOT BLAST ACCESSORIES

## 6551 HEAVY-DUTY MAGNETIC SHOT SWEEPER

This sweeper is ideal for steel shot, and it picks up metal debris and easily.

- Release handle
- Height-adjustable settings of 1, 2, and 3 inches
- Wheeled construction makes it easy to push across surfaces
- 24-inch magnet, 25-inch width



## 6553 14-INCH MAGNETIC SHOT SWEEPER

The push-type sweeper is made with a powerful ceramic magnet and durable aluminum frame and handle. It features a 14-inch sweeping width, 6 inch wheels, and a quick release handle to make picking up nails, screws, and other metal debris easy.

- Sweeping Width: 14" • Shipping weight: 21 lb
- Overall width: 15.125" • Approx. pull: 400 lb
- Height: 42"



## 6552 24-INCH MAGNETIC SHOT SWEEPER

This push-type sweeper is made with a powerful ceramic magnet and durable aluminum frame and handle. It features a 24-inch sweeping width, 6-inch wheels, and a quick release handle to make picking up nails, screws, and other metal debris easy.

- Sweeping width: 24" • Shipping weight: 41 lb
- Overall Width: 30.25" • Approx. pull: 400 lb
- Height: 42"



## 6555 HAND MAGNET

Handheld magnet designed for loading and unloading media into shot blast machines.

### SHOT

- 3404: S-280, 50-pound bag
- 3411: S-330, 50-pound bag

### MISCELLANEOUS

- 3477-204000590: Hose adapter
- 3398-201000494: Rear seal



# 110-8

## 8-INCH SCARIFIER



### 110-8 Specifications

Machine Width	14.2"	36 cm
Milling Width	8"	20 cm
Height	36.2"	92 cm
Length	35.4"	90 cm
Weight	130 lb	59 kg
Voltage	110	
Hz	60	
Phase	Single	
RPM	2148	
Motor	2 HP	1.5 kW

\*20A Breaker Required

### SAFETY

- A.** Tubular handle includes dust collection inlet for a nearly dustless operation
- B.** Spring-loaded, rear-locking brake

### COMFORT

- C.** Convenient lifting points on the front
- D.** Adjustable guiding grip allows work close to the wall

### PERFORMANCE

- E.** Adjustable knob precisely aligns depth and contact pressure settings
- F.** Quick-change drum system; balanced drums turn at 2148 RPM for high productivity and accurate results
- G.** Updated motor, pulleys, and belt with improved tungsten tipped cutters

### INCLUDED ACCESSORIES

- 405302 - Drum

**Driven by a powerful 110 volt motor, this newly designed scarifier is ideal for removing paint, mastic, and thin set. When paired with our wood scoring drum, it is the ideal companion for any of our scrapers.**



### WOOD-SCORING SCARIFIER DRUM

This wood scoring drum attaches to National's scarifiers. It is an 8" drum, with three or five scoring blades. Using this on your scarifier eliminates the need to get down on your hands and knees to use a circular saw to score the wood.

- 402192: Drum with Three Blades
- 402191: Drum with Five Blades

# Spartan 220

## 8-INCH SCARIFIER



### Spartan 220 Specifications

Machine Width	14.5"	37 cm
Milling Width	8"	20 cm
Height	41"	104 cm
Length	35.4"	90 cm
Weight	125.7 lb	57 kg
Voltage	230	
Hz	60	
Phase	Single	
RPM	3440	
Motor	2.99 HP	2,2 kW

### SAFETY

- A.** Tubular handle includes dust collection inlet for a nearly dustless operation
- B.** Spring-loaded, rear-locking brake

### COMFORT

- C.** Convenient lifting points on the front

### PERFORMANCE

- D.** Adjustable knob precisely aligns depth and contact pressure settings
- E.** Quick-change drum system; balanced drums turn at 2148 RPM for high productivity and accurate results

### INCLUDED ACCESSORIES

- 405302 - Drum

**Spartan 220 comes equipped with a specialty drum system designed to remove paint, thin mil coatings, line striping, carpet adhesives, and other refined applications.**



### WOOD-SCORING SCARIFIER DRUM

This wood scoring drum attaches to National's scarifiers. It is an 8" drum, with three or five scoring blades. Using this on your scarifier eliminates the need to get down on your hands and knees to use a circular saw to score the wood.

- 402192: Drum with Three Blades
- 402191: Drum with Five Blades

# SCARIFIER ACCESSORIES



**402166**  
Cutters, HMR-5.40 (kit)

**402167**  
Washers, HMR-5.40 (kit)



**402170**  
Cutters, TMO-7.15 (kit)

**402171**  
Washers, TMO-7.15 (kit)



**402212**  
Cutters, TSR-5.5 (kit)

**402194**  
Cutters, TSR-7.5 (kit)

**402195**  
Washers, TSR-5.5 and TSR-7.5 (kit)

**402212**  
Cutters, TSR-5.5 (kit)

**402194**  
Cutters, TSR-7.5 (kit)

**402195**  
Washers, TSR-5.5 and TSR-7.5 (kit)



**402164**  
Belt

**402173**  
Drum and shaft for HMT and TMO

## 402165 COMPLETE DRUM LOADED WITH HMR-5.40 CARBIDE 5-PIN CUTTER

- Designed for thin and hard material removal
- Applications include roughening, abrading, leveling, grooving, bulk concrete removal, high spot removal, curled joints, thick coating and overlayment removal

## 402211 COMPLETE DRUM LOADED WITH TSR-5.5 STAR WHEEL/SOLID CARBIDE

- Designed for the removal of thin and hard materials
- Applications include removal of paint, coatings, adhesive removal, plastic coatings, and dirt; light concrete preparation
- These star wheel cutters leave a "shotblasted-like" profile



## 402168 COMPLETE DRUM LOADED WITH TMO-7.15 SOLID CARBIDE MILLING CUTTER

- Designed for the removal of thick and soft thermoplastics, line stripes, and traffic markings on concrete and asphalt



## 402192 WOOD-SCORING SCARIFIER DRUM

This wood-scoring drum attaches to National's 110-8 and Spartan 220 scarifier. It is an 8-inch drum, with three scoring blades (also available with five blades). Using this on your scarifier eliminates the need to get down on your hands and knees to use a circular saw to score the wood.

### TMO CUTTERS

Milling cutters, or "TMO" cutters, are designed to remove thicker, softer materials while doing minimal damage to the underlying surface. These cutters efficiently remove epoxy coatings, thermoplastics, line striping, waterproofing membranes, and general scarifying applications. TMO cutters are made of tungsten and are best applied when the underlying surface needs a very light profile.

### HMR CUTTERS

Tungsten carbide cutters, or "HMR" cutters, are the workhorses of the cutter world. Commonly used for leveling high spots on concrete or asphalt, grooving concrete, tough line removal applications, sidewalk trip hazards, and stubborn thin-set removal, these cutters are most common on jobsites requiring a tough removal. HMR cutters will leave a rough profile on concrete, and will last longer than standard steel cutters.

### TSR CUTTERS

Steel cutters, or "TSR" cutters, are known for their versatility; they are designed to take up everything from thin mil coatings and glues to mastics, line striping, and rust off steel decks, as well as do general concrete preparation. They leave a shot-blast like profile.

# DL2000

## DUST COLLECTOR



### DL2000 Specifications

Width	20"	50 cm
Height	47"	120 cm
Length	22"	56 cm
Weight	121.6 lb	55.2 kg
Voltage	115	100/110V
Frequency	60 Hz	50/60 Hz
Vacuum Pressure	88.6" H <sub>2</sub> O	2.5 m H <sub>2</sub> O
Air Movement	235 CFM	400 m <sup>3</sup> /h
Filter Area	32.3 sq ft	30,000 sq cm
Filter Efficiency	99.995 @ .14 microns	
Noise Emission (dBA)	74	
Inlet	2"	50 mm

### SAFETY

**A.** Individually tested HEPA filter with a minimum efficiency of 99.995 percent at 0.14 microns; a rugged steel frame provides support during transport and use

**B.** Heavy-duty, anti-static collection hose provides durability and safety

### PERFORMANCE

**C.** Primary filter

**D.** State-of-the-art telescoping side arms for a highly portable machine that can be packed away easily for storage, or expanded for use

### INCLUDED WITH THE DL2000

- 402494: Inlet slide damper, OD 1.97"
- 402517: Hose connector 40 mm
- 402519: Hose adapter 50 mm
- 402520: Hose reducer 50 mm - 38 mm
- 402522: Hose adapter 38 mm
- 402523: Floor wand, 38 mm
- 402524: Floor brush, 38 mm
- 402518 Antistatic PVC hose d. 50 mm, 7.5 m
- 402521 Antistatic PVC hose d. 38 mm, 7.5 m

The new DL2000 is built on a rugged steel frame with washable integrated filters. These filters are simple to maintain and reinforced in a sturdy float-and-flow system. The dust collector exceeds HEPA standards and is equipped with a Longopac bagging system.

### DLS2000 : PRE-SEPARATOR

Capture the majority of dust and debris prior to it reaching your dust collector filters. This extends the life of your dust collector filters and allows for extended running time, increasing your production while saving money and time on filter replacement. Designed on casters so that it can easily move with your surface preparation equipment.

### RECOMMENDED ACCESSORIES

- 402473 Longopac bagging system replacement.
- 402467 Primary filter
- 402471: HEPA filter



# DL3000

## DUST COLLECTOR



### DL3000 Specifications

Width	25.6"	65 cm
Height	63"	160 cm
Length	31"	80 cm
Weight	154.32 lb	70 kg
Voltage	230	
Phase	Single	
Frequency	50-60 Hz	
Vacuum Pressure	98.4" H <sub>2</sub> O	2.5 m H <sub>2</sub> O
Air Movement	318 CFM	600 m <sup>3</sup> /h
Filter Area	32.3 sq ft	30,000 cm <sup>2</sup>
Filter Efficiency	99.995 @ .14 microns	
Noise Emission (dBA)	75	
Inlet	3.15"	80 mm

### SAFETY

**A.** Included with the machine is an individually tested HEPA filter with a minimum efficiency of 99.995 percent at 0.14 microns; a rugged steel frame provides support during transport and use

### PERFORMANCE

**B.** Primary filter

**C.** Heavy-duty, anti-static collection hose provides durability and safety

### INCLUDED WITH THE DL3000

- 402519: Hose adapter 50 mm
- 402529: Floor brush, 50 mm
- 402525: Hose adapter, 80 mm - 50 mm
- 402518 Antistatic PVC hose d. 50mm, 7.5m
- 402526: Hose connector 76 mm
- 402521 Antistatic PVC hose d. 38mm, 7.5m
- 402528: Floor wand, 50 mm

The DL3000 is built on a steel frame with washable integrated filters. These filters are simple to maintain and reinforced in a sturdy float-and-flow system. Equipped with a Longopac bagging system, the DL3000 exceeds HEPA standards. This new age of dust control power is another display of our dedication to you and your valuable assets.

### DLS3000: PRE-SEPARATOR

Capture the majority of dust and debris prior to it reaching your dust collector filters. This greatly extends the life of your dust collector filters and allows for extended running time, increasing your production while saving money and time on filter replacement. Designed on casters so that it can easily move with your surface preparation equipment.

### RECOMMENDED ACCESSORIES

- 402473 Longopac bagging system replacement. Sold in a 4-pack
- 402469 Primary Filter
- 402472 HEPA Filter

# DL4000P

## DUST COLLECTOR



### DL4000P Specifications

Width	25"	63.5 cm
Height	63.21"	160 cm
Length	38.7"	98 cm
Weight	385.8 lbs	175 kg
Voltage	230	
Phase	Switchable single or three phase outlet	
Hz	50/60	
Vacuum Pressure	98.4" H <sub>2</sub> O	2.5 m H <sub>2</sub> O
Air Movement	318 CFM	540 m <sup>3</sup> /hr
Filter Area	32.3 sq ft	30,000 sq cm
Filter Efficiency	99.995 @ .14 microns	
Noise Emission (dBA)	76	
Inlet	3.15"	80 mm

### SAFETY

**A.** Included with the machine is an individually tested HEPA filter with a minimum efficiency of 99.995 percent at 0.14 microns; a rugged steel frame provides support during transport and use

### PERFORMANCE

**B.** Primary filter

**C.** Heavy-duty, anti-static collection hose provides durability and safety

**D.** Pass through junction box to power additional equipment.

**E.** Adjustable CFM for different machines by opting to use one, two or three

**F.** Reverse pulse compressor allows continual operation of the machine motors

The DL4000P offers the benefit of a reverse pulse compressor. The reverse pulse compressor helps maintain a cleaner filter resulting in less downtime on jobsites.

### INCLUDED WITH THE DL4000P

- 402519: Hose adapter 50mm
- 402525: Hose adapter, 80mm - 50mm
- 402526: Hose connector 76mm
- 402528: Floor wand, 50mm
- 402529: Floor brush, 50mm
- 402518 Antistatic PVC hose d. 50mm, 7.5m
- 402521 Antistatic PVC hose d. 38mm, 7.5m

### RECOMMENDED ACCESSORIES

- 402473 Longopac bagging system replacement. Sold in a 4-pack
- 402472: Hepa Filter
- 402469 Primary Filter



# DL6000P

## DUST COLLECTOR

### DL6000P Specifications

Width	26"	63.5 cm
Height	79"	160 cm
Length	87"	98 cm
Weight	674 lb	118 kg
Voltage	230	
Phase	Single	
Hz	50/60	
Vacuum Pressure	98.4" H <sub>2</sub> O	2.5 m H <sub>2</sub> O
Air Movement (Combined)	508 CFM	864 m <sup>3</sup> /hr
Air Movement (Individual)	318 CFM	540 m <sup>3</sup> /hr
Primary Filter Area	122.7 sq ft	114,000 sq cm
Secondary Filter Area	57.1 sq ft	53,000 sq cm
Filter Efficiency	99.995 @ .14 microns	
Noise Emission (dBA)	80	
Inlet	3.15"	80 mm



### SAFETY

**A.** Included with the machine is an individually tested HEPA filter with a minimum efficiency of 99.995 percent at 0.14 microns; a rugged steel frame provides support during transport and use

### PERFORMANCE

**B.** Primary filter

**C.** Heavy-duty, anti-static collection hose provides durability and safety

**D.** Reverse pulse compressor allows continual operation of the machine motors


The DL6000P offers the convenience of two powerful dust collectors in one unit. Easily separate the units as needed or use together paired with National's larger shot blasters and grinders. Designed to fit through standard doorways and telescope down for transportation, this versatile machine will fit into any fleet.

### INCLUDED WITH THE DL4000

- 402519: Hose adapter 50mm
- 402525: Hose adapter, 80mm - 50mm
- 402526: Hose connector 76mm
- 402528: Floor wand, 50mm
- 402529: Floor brush, 50mm
- 402518 Antistatic PVC hose d. 50mm, 7.5m
- 402521 Antistatic PVC hose d. 38mm, 7.5m

### RECOMMENDED ACCESSORIES

- 402473 Longopac bagging system replacement. Sold in a 4-pack
- 406312 Primary filter



# 71

## POWERED CARPET PULLER

This heavy-duty machine automatically locks into any existing direct-glued-down carpet and works over any type of floor surface. It is quieter than a floor scraper machine, can withstand the abuse of day-in/day-out commercial use, and is easy to use on any jobsite.

71 Specifications		
Width	29.5"	75 cm
Height	42" with screen 10" screen folded	107 cm with screen 25 cm screen folded
Length	34"	86 cm
Weight	185 lb	83.9 kg
Speed	15-22 ft/min	4.6-6.7 m/min
HP	1	0,745 kW
Voltage	115/230 (60 Hz Only)	

### SAFETY

**A.** One-person operation; recognized by insurance companies to reduce workers compensation

### PERFORMANCE

**B.** Sets up to pull carpet in seconds, reducing labor costs; quick shaft disengagement for fast re-hooking

**C.** High-polymer, low stretch cord for safer winch application

**D.** Strongest pull bars in the industry; shark-toothed base gripper teeth for super holding power on flat carpet

### INCLUDED WITH THE 71

- 71-2: 46-inch pull bar

The 71 and 72 carpet pullers offer patented technology and are recognized by insurance companies to reduce workers compensation.

### ACCESSORIES

- 71-1: 1-foot optional pull bar
- 71-P33: Replacement puller rope (3/8-inch diameter x 50 feet)
- 71-P8: Replacement gripper strip (5 strips required per base)

### PERFORMANCE

**A.** Pulls carpet up to 12 feet wide at one time; in most cases good are reusable for relay or sale

**B.** Slow start for greater control; reduces likelihood of tripping circuit breakers; integrated control switches; troubleshoots most electrical problems with LCD default display

**C.** Strongest pull bars in the industry

### INCLUDED WITH THE 72

- 71-2: 46-inch pull bar



# 72

## HIGH-POWERED CARPET PULLER

72 Specifications		
Width	29.5"	75 cm
Height	42" with screen 10" screen folded	107 cm with screen 25 cm screen folded
Length	34"	86 cm
Weight	190 lb	86.2 kg
Speed	up to 30 ft/min	up to 9.1 m/min
HP	1.5	1.1 kW
Voltage	115/230 (60 Hz Only)	





# PROUDLY MADE IN MINNEAPOLIS, MN



Made in America Since 1968

[nationalequipmentdirect.com](http://nationalequipmentdirect.com)

Toll-Free: 800.245.0267 | Local: 763.315.5300 | Fax: 800.648.7124



9250 Xylon Ave N  
Minneapolis, MN 55445

8835 W 116th Circle, Unit F  
Broomfield, CO 80021

3 Skelton Road  
Timperley, Altrincham  
WA14 1SJ, UK

\*\*\*Proudly offering stocking facilities in the Netherlands and UK